








<p><b>Paver-Wall Splitter</b></p> 	<p><b>Hydra-Splitter</b></p> 	<p><b>Block Saw</b></p> 	<p><b>Core Drills</b></p> 	<p><b>Safe Mover</b></p> 	<p><b>Tile/Marble Saw: 24"</b></p> 
<p><b>Floor Polishers</b></p> 	<p><b>Floor Scrubbing Machines</b></p> 	<p><b>Industrial Vacuums</b></p> 	<p><b>Ace Mover</b></p> 	<p><b>Hot/Water Washer</b></p> 	
					



**Surface Restoration/Cleaning/Grinding**

<p><b>Tile Stripper</b></p> 	<p><b>Carpet Puller</b></p> 	<p><b>Concrete Planer</b></p>  <p>SP8/G Series Surface Planer</p>	<p><b>Single/Dual Grinder</b></p> 	<p><b>Air Scabber</b></p> 
--	---	--	--	---




<p><b>HT-25 Trencher/Backhoe</b></p> 	<p><b>RT-40 Trencher</b></p> 	<p><b>1820 Trencher</b></p> 	<p><b>Vibratory Plow</b></p> 
---	--	--	--

<p><b>Drywall Jack</b></p> 	<p><b>Drywall Sander / Vacuum</b></p> 		<p><b>Pneumatic Air Nailer (Wood to Concrete)</b></p> 
--	--	--	---

## Yard and Garden Equipment

<p><b>Paver-Wall Splitter</b></p> 	<p>Designed to cut pavers and retaining wall units. Cutting blade is 16-1/8" wide, and the cutting depth is 1"-12" with 9 cutting heights that are set by the center adjustment handle.</p>	<p>Triangular cutting blade has three edges for a longer lasting cutting blade. Handle locks in position for easy moving at the jobsite, and it also has an adjustable back stop with rule for accurate cutting. This splitter is fast and efficient, it will pay for itself on the first job.</p>	<p><b>Hydra-Splitter</b></p> 	<p>One-man operation, foot-operated hydraulic pump permits entire body weight to be put to work. Speedy top blade adjustment crank and comfortable table height reduces worker fatigue. Hold-down feature keeps cut material safely on table. Equipped with pneumatic wheels and exclusive hard-edge blades.</p>
--	---	--	---	--



## Drywall Tools

<p><b>Drywall Jack</b> <a href="http://www.telproinc.com/images/paellift138-2/action.gif">http://www.telproinc.com/images/paellift138-2/action.gif</a></p>	<p><b>Drywall Sander / Vacuum</b></p>	<p><b>Pneumatic Air Nailer (Wood to Concrete)</b></p>
		
<p>Wallboard Size Capacity: 4' x 16'                  Sheet Quantity Capacity: Single                  Load Rating: 150 lbs.                  Maximum Height: 11'                  With Extension model 154: 12.5'                  Loading Height: 34"                      52" with model 154 Extension installed                  Weight: 115 lbs.</p>	<p>A new and revolutionary sanding system for drywall, plaster, and other wall and ceiling materials, the new Porter Cable Drywall Sander enables workers to finish wall and ceilings 3-4 times faster than with conventional methods. Clean up time is minimized by the use of an external vacuum attached to the tool, and finish is superior to other finishing methods.</p>	<p><b>Features:</b></p> <ul style="list-style-type: none"> <li>• Powerful T-Nailer for Wood-To-Concrete applications</li> <li>• Lightweight for reduced operator fatigue</li> <li>• Drives hardened and galvanized nails from 5/8" - 2 1/8" (1-3/8" &amp; 2-1/8" Available)</li> <li>• Single fire or bump fire trigger for faster, more economical nailing</li> <li>• Trigger or bump fire</li> </ul>





### Additional tools include:

Bango, Lifters, Texture Gun, Stilts, Drywall/Plaster mixer paddles, Stud Guns, Wood to Concrete air nailers

## Carpet Puller

 	<ul style="list-style-type: none"> <li>• Compact: 1 foot wide</li> <li>• 1 man can lift in/out of your truck with setup taking only minutes</li> <li>• 4000 lbs pulling power</li> <li>• Safety cage to protect you while traveling that doubles as safety Guard while using</li> <li>• Removes 700-1000 yards in daily with one man</li> </ul>	<ul style="list-style-type: none"> <li>• It will reduce labor costs, because it's just you and the machine. Purchase can pay for itself in 1-2 jobs.</li> <li>• Aircraft cable with no tension pull in case of breakage it will not swing back at the operator</li> <li>• Recognized by insurance companies to reduce workman's comp</li> </ul>
---	---	---

## Ditch Witch Trenchers and Vibratory Plows

HT-25 Trencher/Backhoe	RT-40 Trencher	1820 Trencher	Vibratory Plow
			
<p>A versatile, compact, light-utility trencher designed to meet a wide range of jobsite needs including the replacement of existing service lines, installation of new service lines, small utilities, footings and landscaping projects such as water sprinkler systems. The backhoe will dig up to 5 foot deep while the trencher trenches up to 4 feet deep and 6-8 inches wide.</p>	<p>The RT40 is a compact, productive, new addition to the RT Family. They are operator friendly, versatile, fit on small jobsites, are compact and powerful. In addition, they have high street appeal. The RT40 design is based on the most popular trencher in its class – ever with 4-wheel drive. Trenches up to 5' deep and 6, 8, or 12" wide.</p>	<p>A compact walk-along trencher designed for installation of underground service lines at residential and commercial sites requiring trenches up to 3 feet and 4 inches wide.</p>	<p>The Ditch Witch 255sx is a compact, self-propelled, hydrostatic vibratory plow designed to fit through a standard yard gate to install sprinkler systems, power lines and communications cables.</p>


### *Trailers provided with these rental items.*


#### Concrete Chain Saw






<p><b>Advantages:</b></p> <ul style="list-style-type: none"> <li>• Versatile and easy to use</li> <li>• Deep cuts up to 12 inches</li> <li>• Square corners without over-cuts in material as thick as 10-inches</li> <li>• Irregular shapes</li> <li>• No powerpack required</li> <li>• Safe to operate, no "kickback"</li> <li>• Wet-cut, no hazardous dust</li> </ul>	<p>Cuts twice the depth of an ordinary circular blade cut-off saw.</p> <p>Weighing only 21 pounds complete, this new saw is capable of plunge cutting to twelve inches and will cut a square opening with no over-cuts in material as thick as ten inches.</p> <p>Whether your need is for remodeling, new construction, construction repair or controlled demolition, this saw is designed to handle the wide range of concrete and masonry cutting requirements encountered on the job.</p>
---	---

#### Industrial Generators






<p><b>Baldor TS25 Generator</b></p> 	<p><b>Amperage (Continuous) k VA/kW:</b></p> <ul style="list-style-type: none"> <li>• Single phase amperage @ 240V/120V . . . . 75.0/150.0</li> <li>• 3 phase amperage @ 208V . . . . . 62.5</li> <li>• 3 phase amperage @ 240V . . . . . 54.1</li> <li>• 3 phase amperage @ 480V . . . . . 27.1</li> </ul> <p><b>Receptacles:</b></p> <ul style="list-style-type: none"> <li>• 4 – 20 AMP GFCI 120 V</li> <li>• 2 – 50 AMP Twist Lock 120/240 that can be split with a spider box</li> </ul> <p>Voltage Regulation ½% with frequency at 50 or 60 Hertz</p> <ul style="list-style-type: none"> <li>• 50 Gallons Diesel Fuel Tank for minimum refueling ~ 50 hrs run time</li> <li>• Quiet: 64 dB(a)</li> </ul> <p><b>Used primarily with new construction for framing crews, machine shops, and large convenient portable power.</b></p>	<p><b>Related Generator Rentals:</b></p> <p>Lightweight</p> <ul style="list-style-type: none"> <li>• 1300 – 6000 Watt</li> <li>• 9000 Watt Generator w/wheel Kit</li> </ul> <p><u>Towable Generators</u></p> <ul style="list-style-type: none"> <li>• 20, 40, 50KW</li> <li>• 25' Spider Box (Distribution)</li> </ul>
--	--	--



<p><b>Hot/Water (2400 PSI) HSP-2403-3MGH</b></p> 	<ul style="list-style-type: none"> <li>• Challenging applications call for serious equipment. This self-contained, portable gas washer is meant for service centers automotive shops and other tough cleaning applications.</li> <li>• Energy efficient top-fired, dual spiral coil with powder coated heat exchanger</li> <li>• Kerosene or # 1 or #2 diesel fired burner. Thermal relief valve.</li> <li>• Performance-proven OHV engine with low oil protection and recoil start</li> <li>• Patented electro magnetic firing (EMF) system</li> <li>• Polyethylene burner fuel tank. Racor fuel filter/water separator .</li> <li>• Built-in low pressure detergent injection</li> <li>• Professional-grade insulated trigger gun with safety lock-off</li> <li>• Adjustable pressure-insulated dual lance with 15-degree fixed and detergent nozzles</li> <li>• Reinforced powder coated steel tube frame with center balanced lifting hook</li> <li>• Pneumatic tires with tubes (4). Solid steel threaded axles</li> </ul>	<p><b>Related Rental Items:</b></p> <ul style="list-style-type: none"> <li>• 1000 – 4000 P.S.I. Cold Pressure Washers</li> <li>• Blast Nozzle</li> <li>• Sandblaster Attachment</li> <li>• Soap Attachment</li> <li>• Steam Cleaner (1000 PSI) <ul style="list-style-type: none"> <li>• Kerosene</li> <li>• Electrical</li> </ul> </li> </ul>
--	---	---

**Cleaning Machines**

Floor Polishers	Floor Scrubbing Machines	Industrial Vacuums
		
<p>1.5 hp dual capacitor, high performance motors.</p> <ul style="list-style-type: none"> <li>• Triple-Planetary steel gear drive</li> <li>• Quick release cord wrap</li> <li>• Easy release handle clamp</li> <li>• Safety interlock prevents accidental starts</li> <li>• Rugged 1.5" chrome plated steel handle tube</li> <li>• 50' Safety yellow, Super Flex power cord with hospital grade plug</li> <li>• Non-marking wheels with wide stance for transport stability</li> <li>• Rugged chrome plated steel brush housing and motor cover</li> <li>• Fully surrounding, non-marking bumper wraps under brush housing to protect floor</li> </ul>	<p>The Encore S20e, 20" walk-behind scrubber is rugged and dependable, even in the harshest of conditions, yet is compact enough to scrub even in the tightest areas. After many years of use the Encore 20 still provides the greatest value in the industry.</p> <ul style="list-style-type: none"> <li>• Available in brush-propelled corded and battery standard versions and a transaxle-drive battery luxury version.</li> <li>• Patented Accu-Track break away squeegee features no-tool adjustments and blade changes.</li> <li>• Ergonomic ARCH handle design reduces operator fatigue.</li> <li>• Exclusive Polydur tank construction features an eight year warranty.</li> <li>• No-tool access to brush motor and components for ease of maintenance</li> </ul>	<p>Nothing is easier than "tip and pour" waste water disposal. Our new wet/dry vac models have the capacity and power for large water recovery jobs or dry debris pick-up in the shop or on the job site. They are perfect for hard floor maintenance jobs, recovering floor strippers and hard floor cleaners easily. The swivel hose connector allows 360° hose rotation, letting you move the vacuum without fear of disconnect. These wet/dry vacs feature a two stage filtration process with a washable permanent cloth filter bag that keeps dust from circulating back into the air and a super performance pleated paper cartridge filter for more efficient general application filtration.</p> <ul style="list-style-type: none"> <li>• Squeegee attachments available</li> <li>• 15 gallon</li> </ul>
<p><b>Related Rental Items</b></p>		
<p>Pads and Attachments Available: Sandpaper/Grinders</p>	<p>Pads Available: Scrubbing and Polishing</p>	<p>Carpet Cleaners, Drywall Vacuums,</p>



**Surface Restoration/Cleaning/Grinding**

Tile Stripper	Carpet Puller	Concrete Planer	Grinder (Single / Double)	Air Scabber
				
<p><b>Uses</b></p>				
<p>Carpet, Linoleum, Vinyl Tile Removal</p>	<p>Carpet Removal</p>	<p>Concrete Grinding, Traffic Line Removal</p>	<p>Carbite: Glue/Abrasive Removal</p>	<p>Concrete Removal Ceramic Tile (Large)</p>
<p><b>Contractor Type</b></p>				
<p>Renovation</p>	<p>Renovation</p>	<p>Manufacturing, Refineries, Machine Shop</p>	<p>Manufacturing, Refineries, Machine Shop</p>	<p>Manufacturing, Refineries, Machine Shop</p>
<ul style="list-style-type: none"> <li>• Ideal for removing carpets vinyl and linoleum.</li> <li>• High productivity, ergonomic design and multiple removal accessories.</li> <li>• 3/4-horsepower, 115/230 VAC, 60Hertz electric motor, yet low noise levels.</li> <li>• Ergonomic design provided a more pleasant operator experience to increase work stamina and minimize occupational injury.</li> <li>• The adjustable handle height caters to operators of any build, helping to prevent lower back strain.</li> <li>• Designed for simple transport and storage, built with a foldable handle, frame-integrated lifting grips and solid composite wheels</li> </ul>	<ul style="list-style-type: none"> <li>• Compact: 1 foot wide</li> <li>• 1 man can lift in/out of your truck with setup taking only minutes</li> <li>• 4000 lbs pulling power</li> <li>• Safety cage to protect you while traveling that doubles as safety Guard while using</li> <li>• Removes 700-1000 yards in daily with one man</li> <li>• It will reduce labor costs, because it's just you and the machine. Purchase can pay for itself in 1-2 jobs.</li> <li>• Aircraft cable with no tension pull in case of breakage it will not swing back at the operator</li> <li>• Recognized by insurance companies to reduce workman's comp</li> </ul>	<ul style="list-style-type: none"> <li>• Remove Trip Hazards</li> <li>• Repair Sidewalks, coatings, grouts, paints, traffic lines.</li> <li>• Grooved appearance</li> </ul> <p><b><u>Tungsten Carbide</u></b></p> <ul style="list-style-type: none"> <li>• Remove 1/8" per pass</li> <li>• Used on concrete, asphalt, steel, coatings.</li> </ul> <p><b><u>Steel Cutters (sales only)</u></b></p> <ul style="list-style-type: none"> <li>• Remove up to 1/16" per path with a shorter life than tungsten carbide cutters. Lightly texture with a shorter life</li> </ul> <p><b><u>Ideal for:</u></b></p> <ul style="list-style-type: none"> <li>• Sidewalk repair</li> <li>• Coating removal</li> <li>• Floor preparation or cleaning</li> <li>• Creating nonslip surfaces</li> <li>• Removing epoxy</li> <li>• Creating slip-resistant surfaces</li> <li>• Traffic line removal</li> <li>• Covers 350-500 sq. ft./hr - (33-46 sq. m./hr)</li> </ul>	<p><b><u>Dyna-Serts (diamonds)</u></b></p> <ul style="list-style-type: none"> <li>• 1/16" per pass to remove paints, sealers, mastics, high spots, rain marks, trowel marks, rough surfaces, uneven joints.</li> </ul> <p><b><u>Dyna-Serts (Carbide)</u></b></p> <ul style="list-style-type: none"> <li>• Remove paint, mastic, resins, carpet glue, tar, fiberglass, ice – w/o damaging concrete.</li> </ul> <p><b><u>Concrete Stones (Abrasive)</u></b></p> <ul style="list-style-type: none"> <li>• 1/32" per pass to lightly grind rough or uneven spots</li> </ul> <p><b><u>Scarifiers (Stars)</u></b></p> <ul style="list-style-type: none"> <li>• Create light, non-slip texture. Grind uneven spots up to 1/32" per pass.</li> </ul> <p><b>Ideal for:</b></p> <ul style="list-style-type: none"> <li>• Areas &lt; 1,500 sq ft</li> <li>• Residential</li> <li>• Removing mastics, sealers &amp; high spots</li> </ul>	<ul style="list-style-type: none"> <li>• <b>Create rough finish for new concrete or epoxy mortar overlays.</b></li> <li>• <b>Tile Removal</b></li> <li>• <b>Fast concrete removal with up to 1/8" (9 pt. Head)</b></li> </ul> <p><b>Ideal for:</b></p> <ul style="list-style-type: none"> <li>• Removing spalling concrete</li> <li>• Roughening surfaces for new overlayments</li> <li>• Reducing high spots</li> <li>• Creating wheelchair access ramps</li> <li>• Removing epoxy</li> <li>• Creating slip-resistant surfaces</li> <li>• Texturing parking garage ramps</li> <li>• Removing loose or deteriorated concrete</li> <li>• Provides 11 1/2" working width – Remove up to 250 square feet of concrete per hour</li> </ul>

<p><b>Tile/Marble Saw: 24" Tub Saw</b></p> 	<ul style="list-style-type: none"> <li>- 1.5 HP TEFC motor with thermal overload</li> <li>- 24" cutting length; 16" diagonal</li> <li>- Cast aluminum cutting table with rubber top</li> <li>- Removable plastic water tray</li> <li>- Heavy duty pump</li> <li>- 2 position cutting head</li> <li>- Blade shaft lock</li> <li>- Blade capacity is from 6" - 10", including 6" profile wheels</li> </ul>	<p><b>Block Saw</b></p> 	<ul style="list-style-type: none"> <li>- Heavy duty reinforced steel frame</li> <li>- Forklift pockets for easy moving</li> <li>- 1.5 hp Baldor electric dual voltage motor with electric water pump</li> <li>- 14" blade capacity with 5" cutting depth (flip stone to cut 10")</li> <li>- Self-leveling blade guard provides optimum blade coverage at all times</li> <li>- Open back design for cutting large blocks</li> <li>- Plunge cutting head with lock</li> <li>- Maintenance free heavy duty blade shaft bearings</li> <li>- Heavy duty cast aluminum cutting table</li> </ul>
---	--	---	---

**Restoration Equipment (Dri-eaz):**

<p><b>Ace Mover</b></p> 	<ul style="list-style-type: none"> <li>• 7-Position Versatility</li> <li>• Incredibly low amp draw (1.5)</li> <li>• Dry structures fast with 2000 Actual CFM</li> <li>• Stackable for operation and storage</li> <li>• Legendary Dri-Eaz durability</li> </ul>	<p><b>DrizAir 1200 dehumidifier</b></p> 	<p>Compact and extremely portable size.</p> <ul style="list-style-type: none"> <li>• Removes up to 15 gallons a day</li> <li>• Super convenient size</li> <li>• Hot-gas bypass for fast defrost</li> <li>• Rugged housing</li> <li>• Electronic touch-pad controls</li> <li>• Rigid handle—designed for stacking</li> <li>• Semi-pneumatic wheels for easy transport</li> </ul>
---	--	---	---

<p><b>Safe-Mover</b></p> 	<ul style="list-style-type: none"> <li>• 4,000 # Capacity Per Pair</li> <li>• 12" Hydraulic Lift</li> <li>• 44" Height, 23" Wide</li> <li>• Adjustable Forks</li> </ul>	<p><b>Core Drills</b></p> 	
--	---	--	--